




NYS Grades 9-12 School Growth Scores: From MGP and GRE to HEDI Ratings and Scores 2016-17

August 2017

Disclaimer

If there are any discrepancies between the language in these materials and the Statute, Regulations, or APPR Guidance, the Statute, Regulations, or APPR Guidance prevail.

How is MGP Classified into 3012-d Growth Rating for Schools of Grades 9-12 in 2016-17?


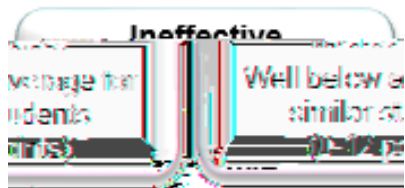


Notes: SD = Standard Deviation
Values are rounded to the nearest whole number.



How are 3012-d Growth Score Points* for Schools of Grades 9-12 Assigned Based on MGPs in 2016-17?

HEDI Points*	Min MGP	Max MGP
0	17.0	22.0
1	23.0	24.5
2	25.5	31.0
3	32.5	33.5
4	34.5	35.5
5	36.0	36.0
6	36.5	36.5
7	37.5	37.5
8	38.0	38.5
9	39.0	39.0
10	39.5	39.5
11	40.0	40.5
12	41.0	41.0
13	32.5	43.0
14	43.5	45.0
15	41.5	51.0
16	51.5	56.0
17	56.5	64.5
18	65.0	65.5
19	66.0	68.0
20	68.5	79.5



Point value of 13 includes schools with MGPs in the Ineffective category but confidence ranges of 47 or above



How is GRE Classified into 3012-d Growth Rating for Schools of Grades 9-12 in 2016-17?



Notes: SD = Standard Deviation

Values are rounded to the nearest hundredth decimal place.



How are 3012-d Growth Score Points* for Schools of Grades 9-12 Assigned Based on GREs in 2016-17?

HEDI Points*	Min GRE	Max GRE
0	-0.80	-0.57
1	-0.51	-0.48
2	-0.47	-0.44
3	-0.43	-0.41
4	-0.40	-0.39
5	-0.38	-0.36
6	-0.35	-0.31
7	-0.30	-0.30
8	-0.29	-0.29
9	-0.28	-0.28
10	-0.27	-0.24
11	-0.23	-0.23
12	-0.22	-0.21
13	-0.39	-0.15
14	-0.14	-0.10
15	-0.16	0.09
16	0.10	0.24
17	0.25	0.61
18	0.46	0.48
19	0.49	0.55
20	0.56	0.93

Point value of 13 includes

Point value of 13 includes
 100% of schools with 100% of students
 meeting or exceeding the
 state standard for mathematics
 and science.

