

**Annual Report  
August 2021**













# Organization of the Plan



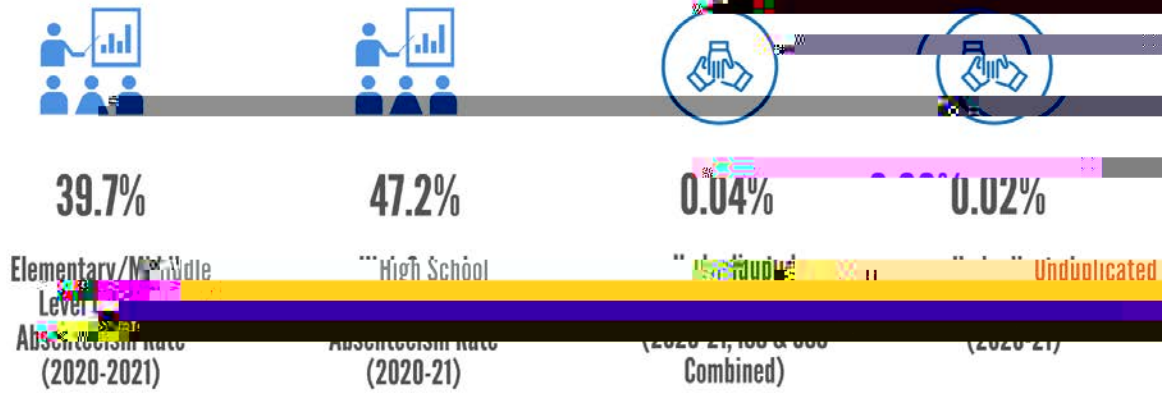
# Introduction

Overview



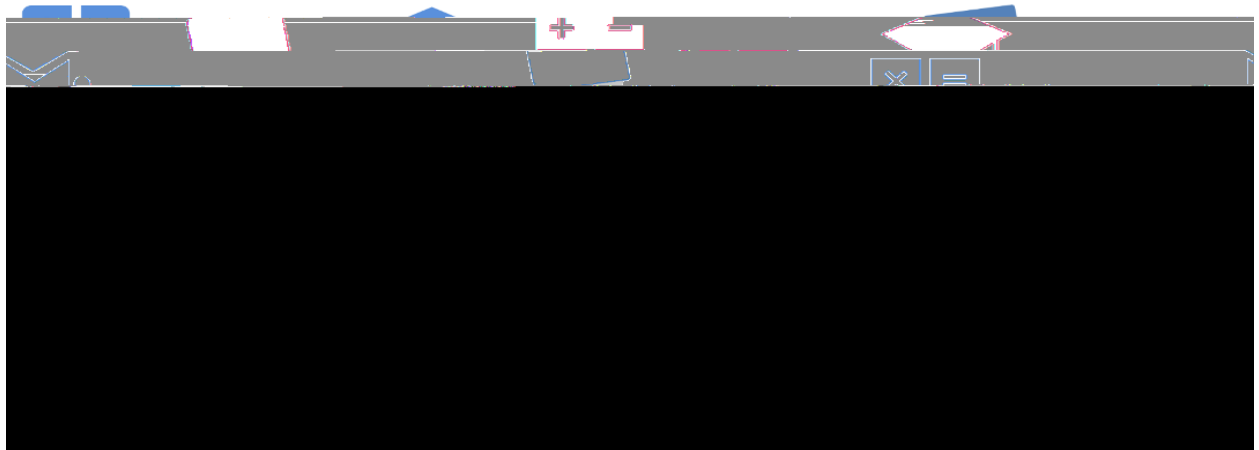


## Chronic Absenteeism & Suspension



Data Source: SIRS 107 and SIRS 111 Reports, as of 7/26/2021.

## Student Performance



Monitor<sup>1</sup>

Monitor District & Monitor Reporting Requirements

Receivership Schools in the Rochester City School District

- .
- .
- .
- .
- .
- .
- .

Receivership Law









**District Mission, Vision, Values Statement, and Strategic Plan**

- .
- .
- .

## RCSD Strategic Plan Performance Trends and Targets

### RCSD District Annual Performance Targets

2020-2021 Priorities to Meet Overall District Strategy	2020-2021 Targets	Progress on goal	Evidence
---	-------------------	------------------	----------

% Cohort graduating in 4 years

% Cohort graduating within 4 years, % Cohort dropping out within 5 years and

% Cohort dropping out in 5 years

% Grad cohort achieving  $\geq 1$  rigorous outcome:

		<b>Met</b>	
		Unable to be determined in 20-21, data impacted by COVID pandemic on in-person instruction.	

Rochester City School District: 2020-23 Strategic Plan Priorities

Engage: Provide high-quality learning experiences

- 

- 

- 

Lift Up: Ensure an inclusive, caring, and safe learning environment

- 

- 

- 

Collaborate: Build Strong Community

-



## BEDS Day Enrollment Comparison

Subgroup	2018-2019	2019-2020	2020-2021	3 Year Trend
Female	14,005	13,753	12,391	-1,614
Male	14,836	14,556	13,236	-1,600
American Indian/Alaskan Native	56	50	40	-16
Black	15,951	15,450	13,695	-2,256
Hispanic	8,797	8,869	8,380	-417
Asian	933	819	753	-180
Native Hawaiian/Other Pacific Islander	10	15	16	6
	2,825	2,681	2,304	-521

BEDS Day Enrollment Comparison %

Subgroup	2018-2019	2019-2020	2020-2021	3 Year Trend
Female	48.6%	48.6%	48.4%	-0.2%



High School Graduation Cohort Graduation Rates (As of June 2021)

.  
Z  
Z  
Z  
Z  
Z  
Z

Cohort Graduation Rates (Three-Year Trend)

School	Increase/ Decrease from Previous Year	2017 Total Cohort as of July 21, 2021	2016 Total Cohort June Graduation Rates
--------	---	--	--

Cohort #    Grads

Rochest (s)-8927Draft

Notes:

Graduates:

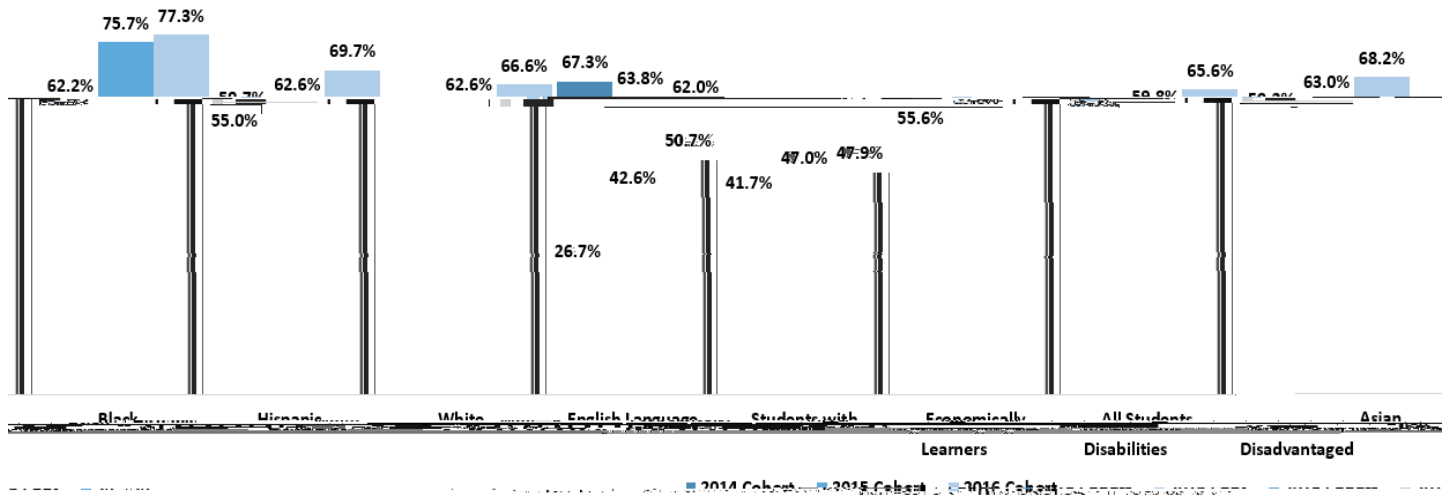
Out of District (OOD):

Sources:

Total Cohort Enrollment: NYSED Student Information Repository System (SIRS) 200 Cohort Summary report

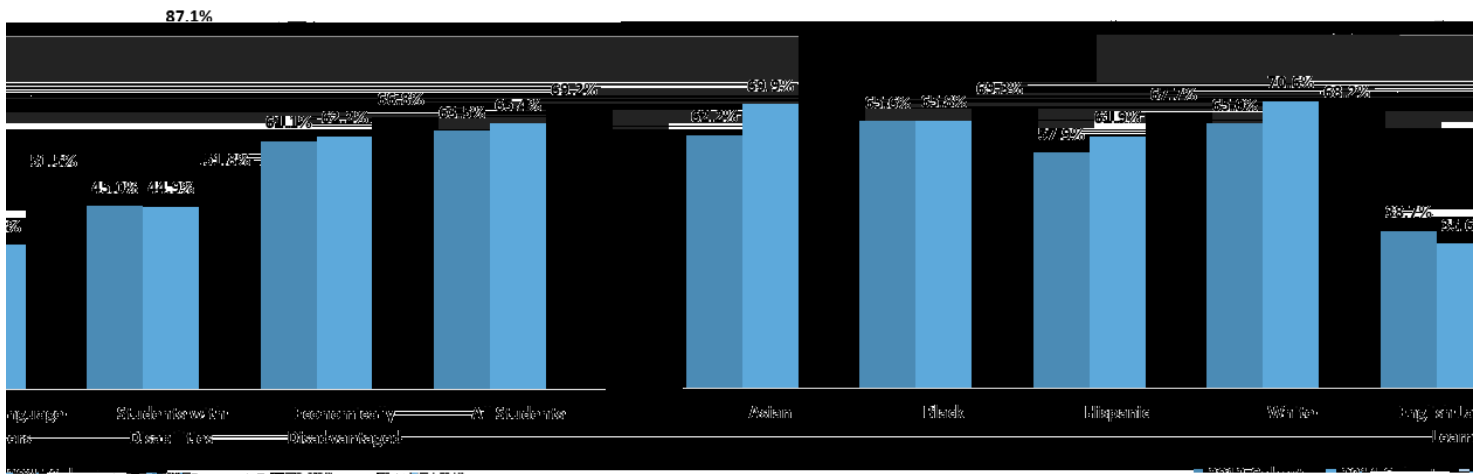
Graduation Numbers: Data extract of students identified as graduated by the buildings from PowerSchool

### 4-Year August Graduation Rates by Accountability Subgroup



CoA BU 8/10/2021 Source: Total Cohort Summary Report

### 5-Year August Graduation Rates by Accountability Subgroups



CoA BU 04/09/2021 Source: Total Cohort Summary Report



## August 2016 Total Cohort versus August 2015 Total Cohort Results



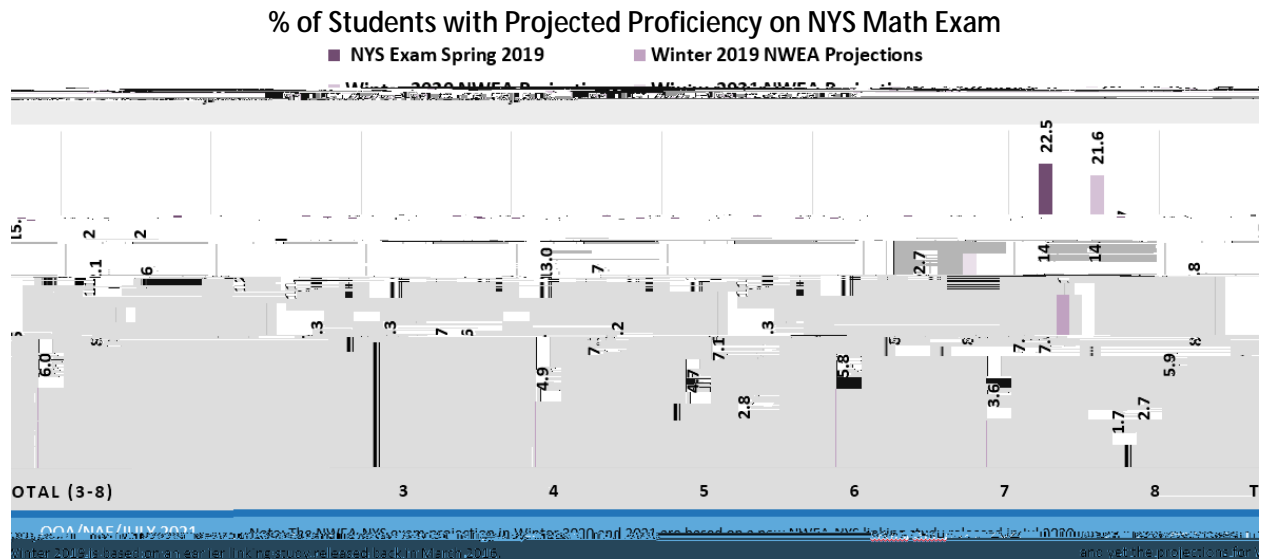
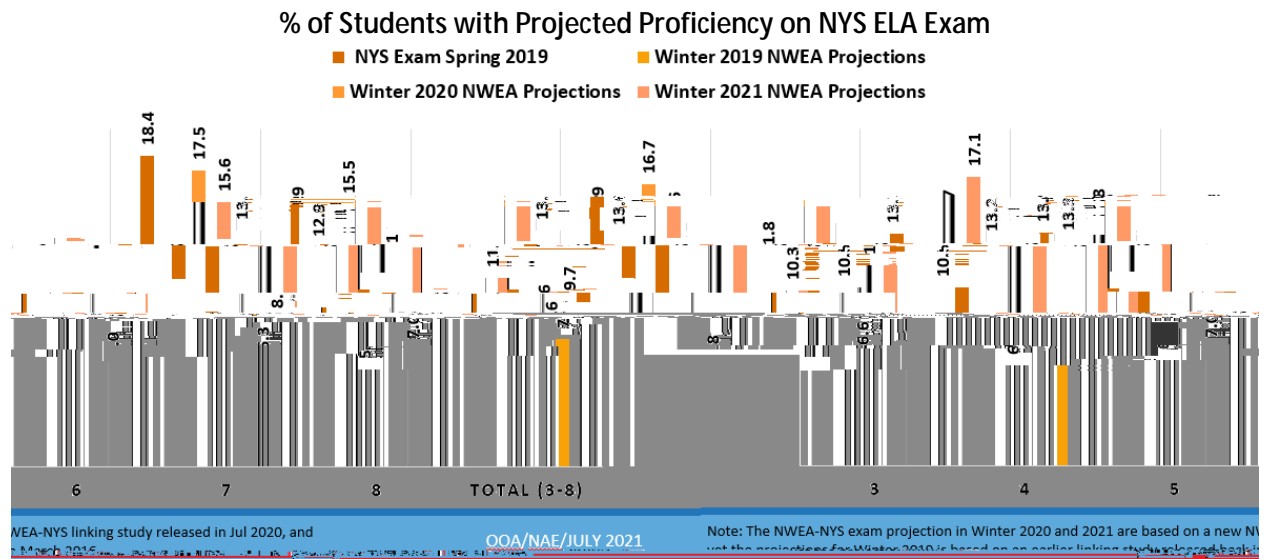
## August Graduation Rates - by the Numbers

Dropout Rates

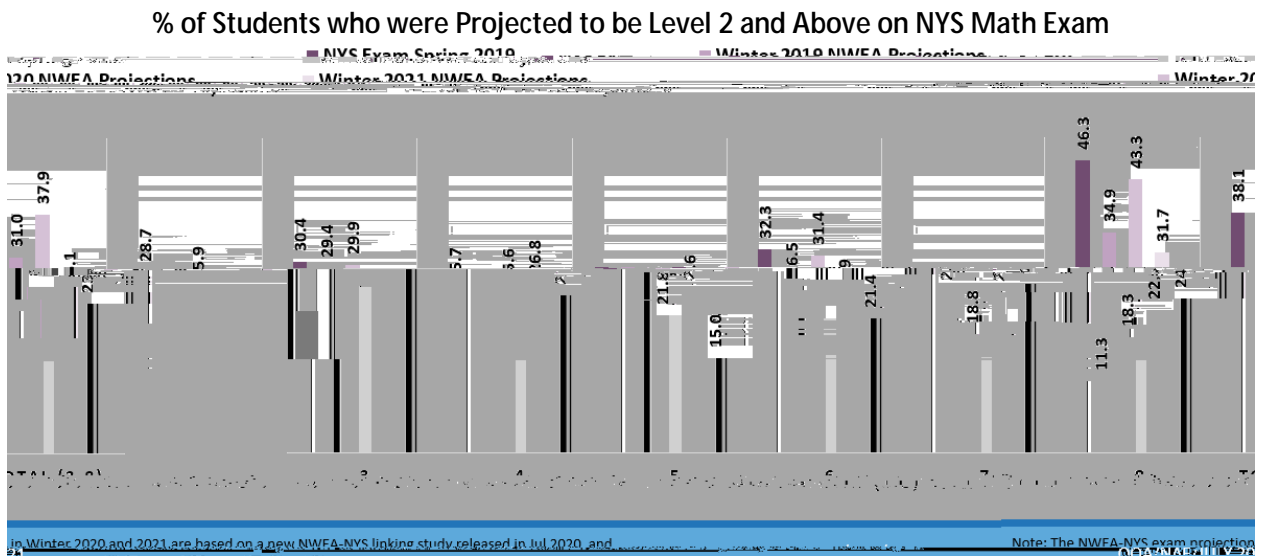




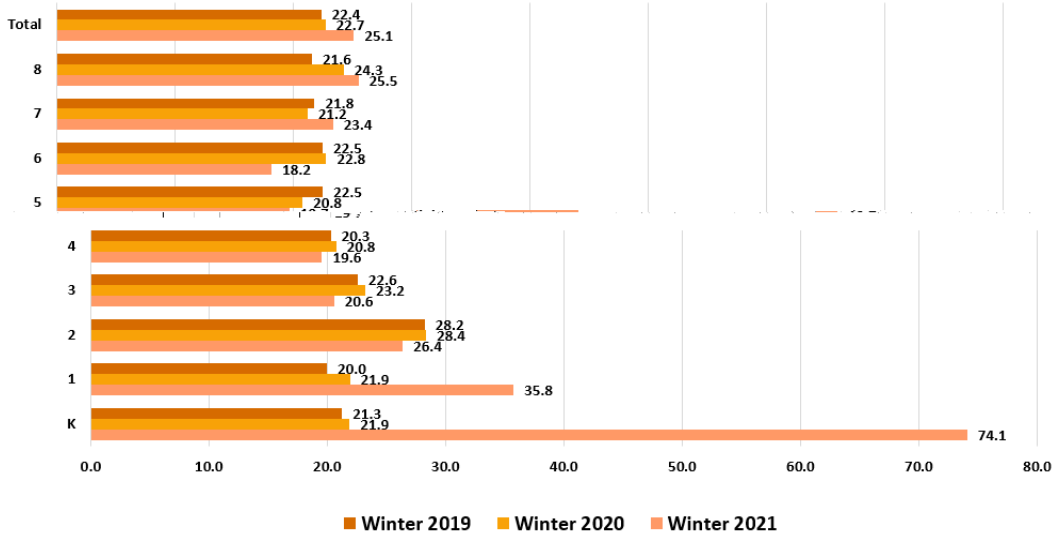
## NWEA Winter (Three-Year Trend)



## % of Students who were Projected to be Level 2 and Above on NYS ELA Exam

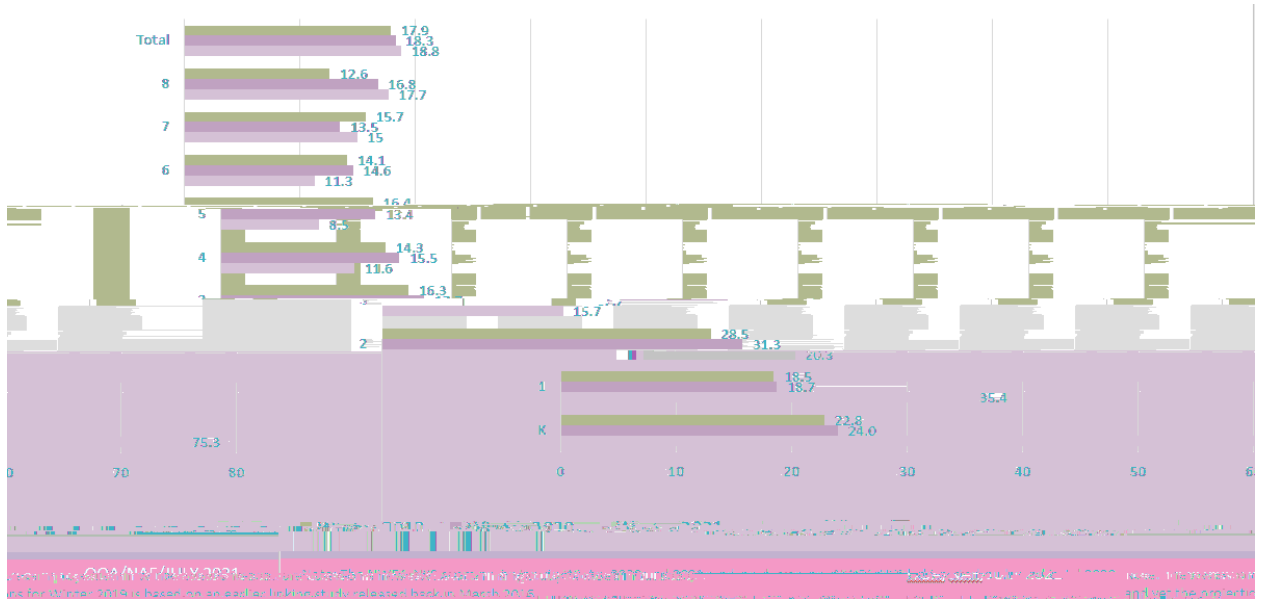


### % of Students At or Above National Norm - Reading



Note: The NWEA-NYS exam projection in Winter, 2020, and 2021 are based on a new NWEA-NYS linking study released in Jul, 2020. QQA-NAE/JULY 2021 and yet the projections for Winter 2019 is based on an earlier linking study released back in March 2016.

### % of Students At or Above National Norm - Math



Note: The NWEA-NYS exam projection in Winter, 2020, and 2021 are based on a new NWEA-NYS linking study released in Jul, 2020. QQA-NAE/JULY 2021 and yet the projections for Winter 2019 is based on an earlier linking study released back in March 2016.







# Long-term Suspension



.

.

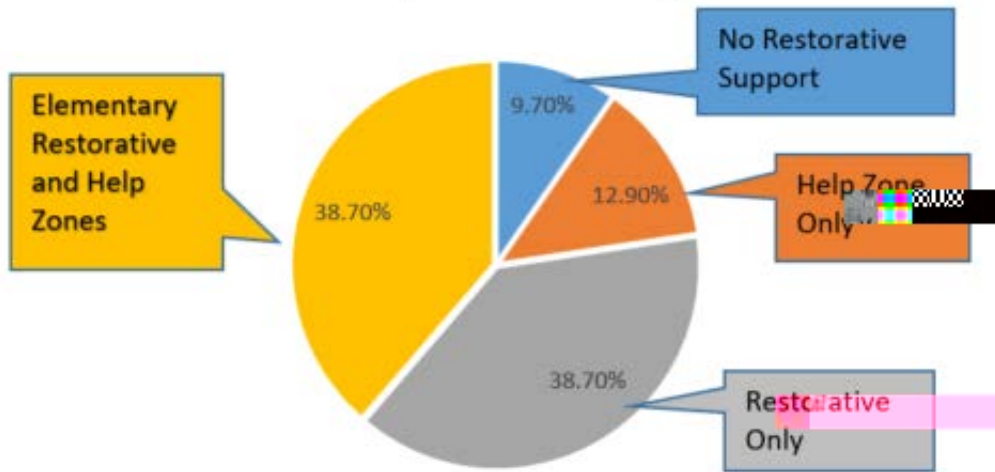




Restorative Practices Data 2020-21

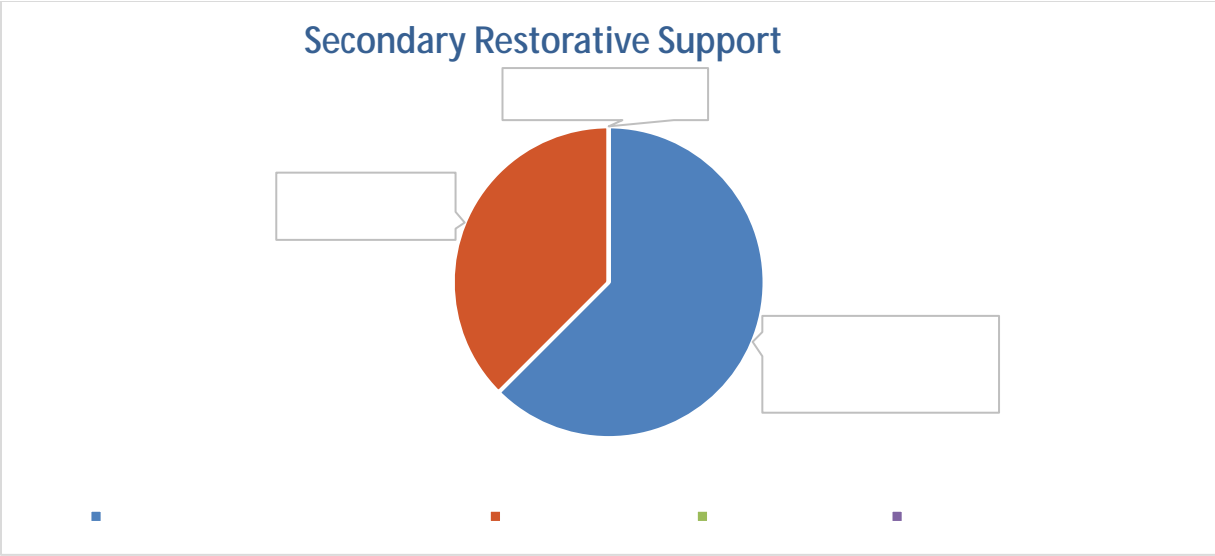
Strategic Plan Benchmarks 2020-2025	Improve % of Restorative Practices 005 Tc -PraJ0 Tc 0 Tw%e %(o)1. seatt e S0.950.001.1 (h)-0. (t)1-3vtIAI-0.6ETQ4re0 scnAMCID 1			

## Elementary Restorative Supports



Elementary Restorative		38.7%
		38.7%
		12.9%
		9.7%

\* During the 2020-21 School Year, 90.3% of Elementary Schools either had restorative support from the ROC Restorative team or Help Zones



Secondary Restorative		62.50%
		37.50%
		0.00%
		0.00%

\* During the 2020-21 School Year 100% of Secondary Schools either had restorative support from the ROC Restorative team or Help Zones

\* Elementary/Secondary combined 93.75% (actual) 2025 Benchmark 95%





### Projected General Fund Expenses by Function

General Fund Expenses:	2019 – 20 Actual	2020 – 21 Adopted Budget	2021 – 22 Projected Budget	\$Change	%Change
------------------------	------------------	--------------------------	----------------------------	----------	---------





Summer Programming











Current Operational Status

Technology Status





**Challenges and Goals**

Recommendations for Modifications to Academic and Fiscal Improvement Plans















# Conclusion

# References

Academic and Fiscal Plans

## Appendix A: Implementation of Academic and Fiscal Recommendations

Summary of Implementation of Academic Recommendations

The color-coded status of each recommendation can be found [here](#).

### ACADEMIC PLAN

Recommendations for Turnaround Leadership Domain

Recommendations

Benchmarks

Summary of the status of the Districts  
attainment of progress benchmarks contained in







•  
•  
•












--	--





Summary of Implementation of Financial Recommendations  
 FINANCIAL PLAN

Recommendations from General Fiscal Practices

Recommendations	Benchmarks Summary of the status of the Districts attainment of progress benchmarks contained in the Monitor's Report or established by the District








—


**Governance and Programmatic Decision-Making Findings and Recommendations from Financial Audit**

<b>Recommendation</b>	<b>Benchmarks</b> Summary of the status of the Districts attainment of progress benchmarks contained in the Monitor's Report or established by the District
-----------------------	--





**Legal Recommendations from Financial Audit**






--	--

















**Appendix B: Overview of Receivership District and School Action Framework**

## Elements and Themes of Supporting Theory of Action for Receivership Schools

RCSD Strategic Plan Priority: Engage: Provide high-quality learning experiences  
DCIP Guiding Principle #1: High Standards, Rigorous Curriculum, and Powerful Instruction

**GOAL:** Provide a rigorous standards-based balanced curriculum for ALL students, including diverse learners and English Learners, ensures that they will reach their full potential.




**RCSD Strategic Plan Priority: Build a strong community**

**Guiding Principle #4 Engaged and Empowered Families and Community**

**GOAL:**

**District will...**











Goal for the 2021-22 School Year

x



--	--

Freshman Success Academy

- x
- x
- x
- x
- x

**Credit-Earning Assurance Plan**  
(Schools can edit this template needed)

**Student Identification**

**Student:**

**Student ID Number:**

**School:**

**Date Last Updated:**

[Insert student courses and credits impacted by extended school closure.]

**September 30, 2021.**



