

# Every Student Succeeds Act (ESSA) Accountability *Rebuild* Phase

Rebuild Phase Information Webinars:

**English Language Proficiency**

2023-

# In This Webinar

---



Transition from Restart Phase to Rebuild Phase



English Language Proficiency Indicator with Examples



Accountability Rebuild Information Webinars:

<http://www.nysed.gov/accountability/school-and-district-accountability>



Questions? Email [accountinfo@nysed.gov](mailto:accountinfo@nysed.gov)



# Overview

---



# Rebuild Accountability Indicators

Indicators Calculated in the 2023-24 and 2024-25 SYs (using 2022-23 and 2023-24 SY results, respectively)	
Elementary/Middle	High School
Weighted Average Achievement	Weighted Average Achievement


**ELL Resources:**

<https://www.nysed.gov/bilingual-ed>

# Determining ELP Levels

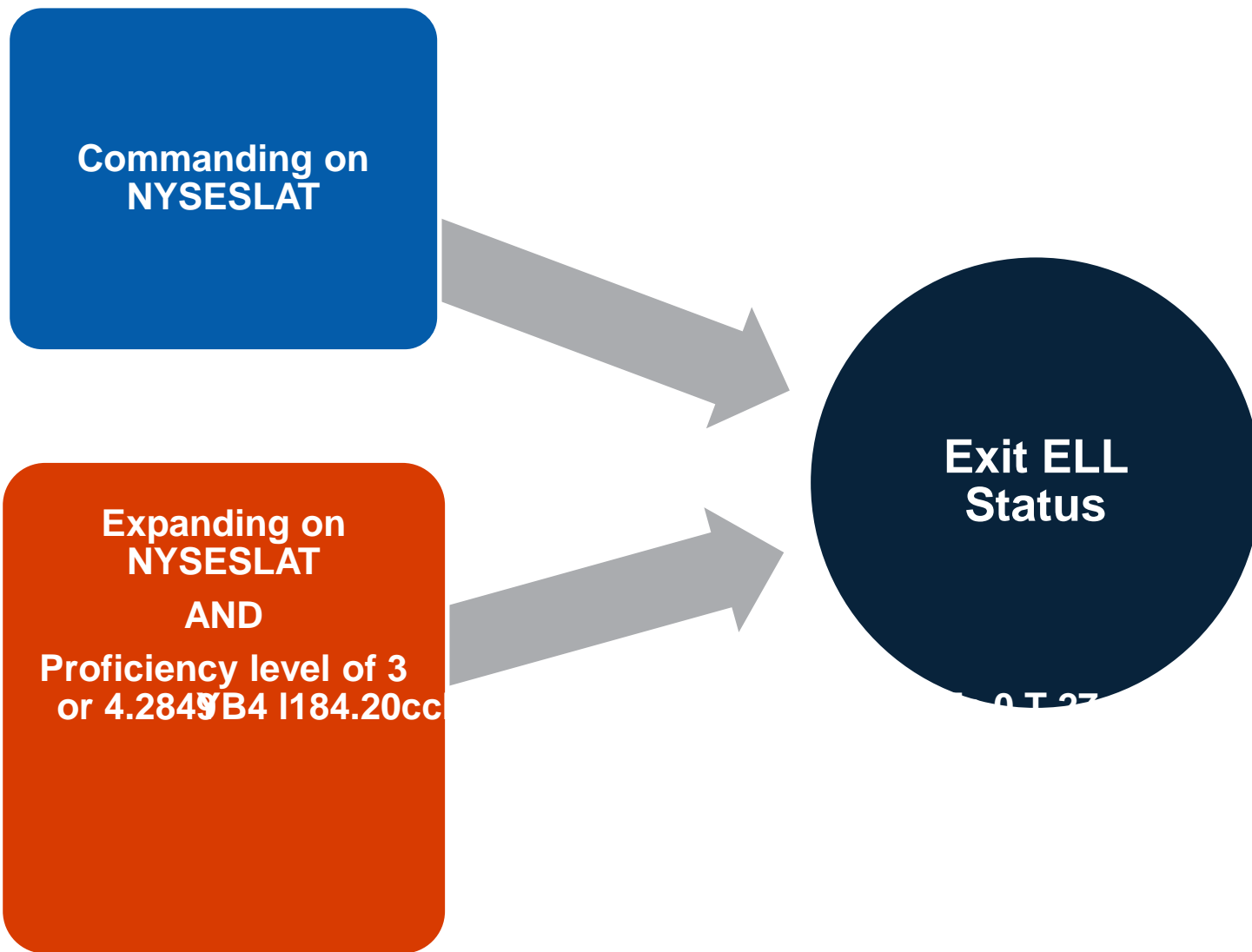
---

- Actual percentage of students





# Sufficient Progress: Exiting ELL Status




# Sufficient Progress: Meeting an Annual Progress Target

**Annual Progress examines a student’s progress between the current and previous school years.**

Annual Progress Target from Previous Year to Current Year for Students				





# Sufficient Progress: Meeting a Safe Harbor Growth Target

Safe Harbor compares a student's performance in the current reporting year to the student's performance overall from the initial year of ELL identification.

Safe Harbor Targets from Initial Identification Year to Current Year who Have Been in ELL Status for:				
ELP Level Earned in Initial Year of ELL Identification	2 Years	3 Years	4 Years	5 Years
<b>Entering</b>	1.25 progress points	2.25 progress points	3.25 progress points	Must score Commanding
<b>Emerging</b>	1.25 progress points	2.25 progress points	Must score Commanding	Off-Track ELL Status
<b>Transitioning</b>	1 progress point	Must score Commanding	Off-Track ELL Status	
<b>Expanding</b>	Must score Commanding	Off-Track ELL Status		

# Sufficient Progress: Safe Harbor Example

## Student C

Initial ELP Performance Level: Entering

Year of ELL Status	Entering Quartiles				Emerging Quartiles				Transitioning Quartiles				Expanding Quartiles				Commanding
	1	2	3	4	1	2	3	4	1	2	3	4	1	2	3	4	
Initial	X																N/A
Year 2 (Previous Year)		1.5 points					X										
Year 3 (Current Year)									0.75 points		X						

Annual Progress and Safe Harbor Growth Target Matrix for ELL Students

Annual Progress and Safe Harbor Targets from Initial Identification Year to Current Year who Have Been in ELL Status for:								
ELP Level Earned in Initial Year of ELL Identification	2 Years		3 Years		4 Years		5 Years	
	Required Annual Progress	Required Safe Harbor Progress	Required Annual Progress	Required Safe Harbor Progress	Required Annual Progress	Required Safe Harbor Progress	Required Annual Progress	Required Safe Harbor Progress
Entering	1.25 progress points	1.25 progress points	1 progress point	2.25 progress points	1 progress point	3.25 progress points	0.75 progress points	Must score Commanding
Emerging	1.25 progress points	1.25 progress points	1 progress point	2.25 progress points	0.75 progress points	Must score Commanding	Off-Track ELL Status	
Transitioning	1 progress point	1 progress point	1 progress point	Must score Commanding	Off-Track ELL Status			
Expanding	Must score Commanding		Off-Track ELL Status					

# Determining ELP Levels

## Progress Rate

- Actual percentage of students demonstrating **Sufficient Progress** on the NYSESLAT

## Benchmark

- Percentage of students expected to make **Sufficient Progress** on the NYSESLAT

## Success Ratio

- Determined by dividing the Progress Rate by the Benchmark

# ELP Levels: Progress Rate and Benchmark

---

## Step 2:

Calculate the **Progress Rate** and **Benchmark** values

*n-size = 30 or more student results*

**Progress Rate:** 
$$\frac{\text{Number of students at Level 3 or 4}}{\text{Total number of students}} \times 100$$

**Benchmark:** 
$$\frac{\text{Number of students at Level 3 or 4}}{\text{Total number of students}} \times 100$$



# ELP Levels: Success Ratio

## Step 3:

Calculate the **Success Ratio** and assign an **ELP Level**

$$\text{Success Ratio: } \frac{\text{Number of students meeting or exceeding the standard}}{\text{Total number of students}} \times 100$$

### ELP Level Assignment

Success Ratio	Level
0 to 0.49	1
0.50 to 0.99	2
1.00 to 1.24	3
1.25 +	4

# ELP Level Calculation Example 1

---

Student	NYSESLAT Level Earned				

# ELP Level Calculation Example 1

---

	Formula	

# ELP Level Calculation Example 1

---

# ELP Level Calculation Example 2

---

# ELP Level Calculation Example 2

## Step 2:

Calculate the Progress Rate and Benchmark values

School B – All Students Subgroup

	Formula	Calculation
Progress Rate		
Benchmark	$\frac{5 \text{ QIK B+ J @ ECR IE @}}{2 \text{ NK2 N}}$	



# SIRS 113 Report Example

---




# Additional Resources

---

- “Understanding the New York State Accountability System under the Every Student Succeeds Act (ESSA) for 2023-2024 Accountability Statuses Based on 2022-2023 Results”
- The One-Year Restart Webinar
- Rebuild Phase Webinar
- 2022-23 Indicator Info Sessions
- PowerPoint slides of this webinar

Found here:

[www.nysed.gov/accountability/school-and-district-accountability](http://www.nysed.gov/accountability/school-and-district-accountability)



**Thank You!**

**Questions may be submitted to the  
NYSED Office of Accountability at:  
[accountinfo@nysed.gov](mailto:accountinfo@nysed.gov)**